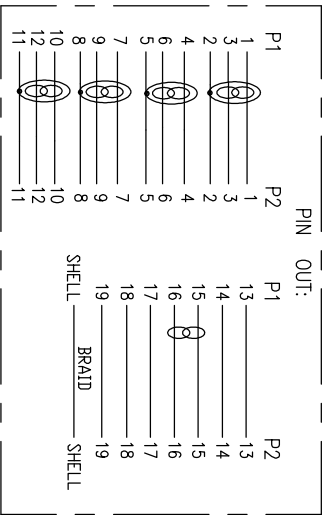
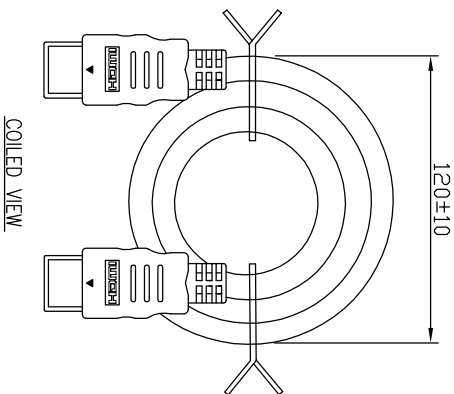
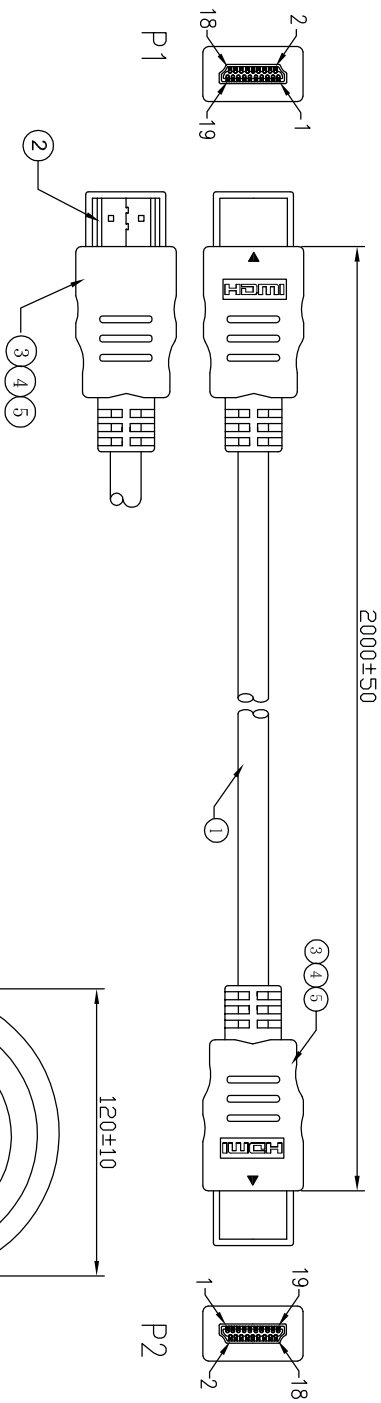


# CUSTOMER DRAWING

REVISIONS		DATE	APPROVED
SYM	Ecn No.	DESCRIPTION	
A01		8/14/2006	Tank Lee



NO.	Q'TY	Description	Remark
①	1	UL20276, [(30AWG*1P+1W)/AL+D]*4+28AWG*1P+28AWG*5C]+AB BLACK JACKET PVC, 0.D:5.8mm (FOXLINK FIQ-1688 OR 11M-0000-E98)	
②	2	HDMI 19P M SOLDER GOLD PLATED 15u" PIN, SHELL NICKEL, \ INSULATION:BLACK	
③	A/R	INNER MOLDING:PE CLEAR	
④	A/R	COPPER FOIL 360' SOLDERING W=22MM	
⑤	A/R	OVER MOLDING:45P PVC BLACK	
⑥	A/R	DUST COVER: PVC 45P TRANSPARENT COLOR	

- NOTE:
- 1.EACH CONDUCTOR MUST PASS CONTINUITY TEST AND SHORT,OPEN INTERMITTENT MISWIRING SITUON OCCUR IS NOT PERMITTED.
  - 2.PVC MUST PASS UL94V-0 VERTICAL FLAMMABILITY TEST OR BETTER.
  - 3.RAW MATERIALS MUST MEET RoHS Compliance.
  - 4.THE INSULATION RESISTANCE BETWEEN EACH CONDUCTORS IS DC:300V 20MΩ MIN,0.01SEC,Contact Resistance≤2mΩx.

TOLERANCE	m/m	APPROVALS	DATE	UNIT
X.	±0.30	DRAWN Tank Lee	8/14/2006	MM
XX	±0.25	CHECKED John Chen	8/14/2006	
X.XX	±0.15	APPROVED John Chen	8/14/2006	
X.XXX	±0.08			
ANGULAR	±2°			

UNLESS OTHERWISE SPECIFIED

**TC&C Electronics Co.,Ltd**

TITLE FOXLINK HDMI 30AWG+BRAID 85%, HDMI 19P TO HDMI 19P L=2M, METAL SHELL G/F, CONTACT 15u GOLD, MARKING " HDMI ", BLACK (MATTED)

SCALE N.A.	PART NO.	DRAWING NO.	REV.
SHEET 1 OF 1	T107050190605T7	T107050190605T7	A01
CUSTOMER PART NO.			